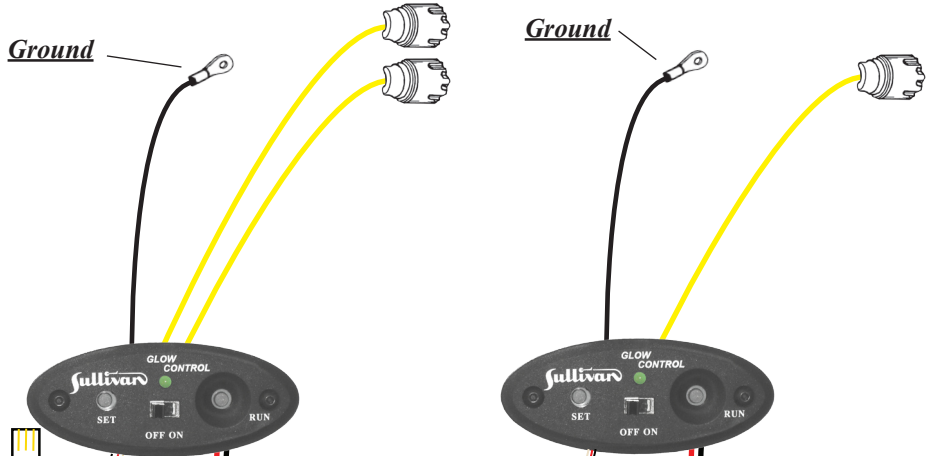


3-Cylinder Engine Installation

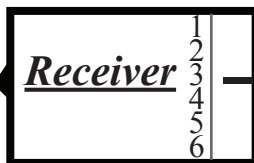
M061

M060

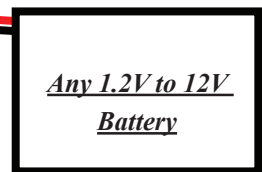


•Attach to 3 pins on the back of the glow panel

•You can Y-Harness the battery leads to power both units with a single battery. Be sure to use robust connectors and wire.



•Connect a Y-Harness between the throttle channel on the receiver and the two black/red/white wires from the glow drivers



• We recommend a high amperage battery and 14 or 16 gauge wires, if using one battery to power both units.